

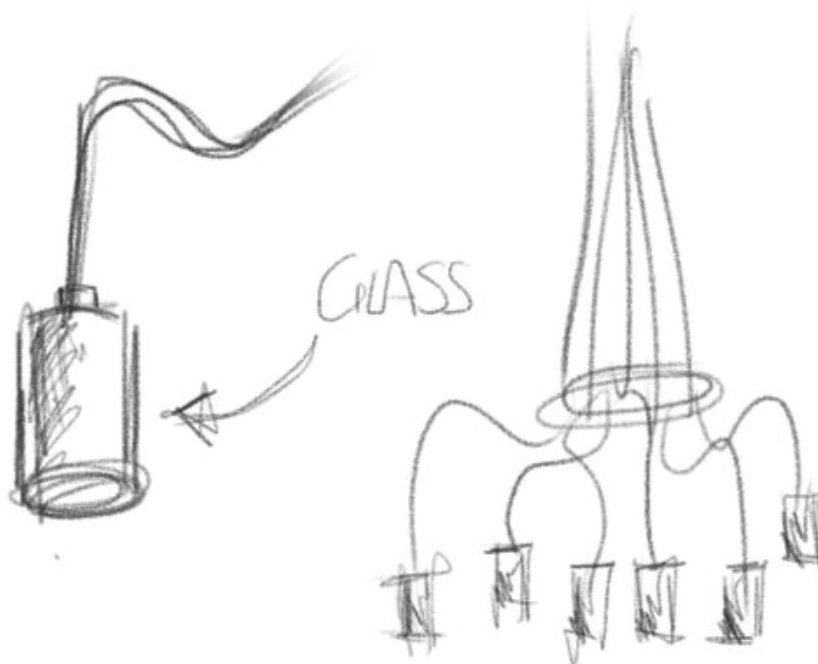


Chan

Questo è uno dei racconti più articolati di Prandina. È una storia sbalorditiva da raccontare a tutti, ma che lascia senza parole se la si vive in prima persona. È in quel primo incontro, in quell'esatto momento, quando l'eleganza della leggerezza prende il sopravvento, che inizia la magia, quando la struttura metallica accompagna il suo punto luce, tra un angolo di 90 o 180 gradi e un vetro bianco che diffonde una luminosità generosa, tra la trasparenza dei cavi e la maestosità di una composizione complessa. Una storia da vivere in prima persona.

This is one of Prandina's most articulated tales. It is a stunning story to tell everyone about, but one which leaves you speechless when you experience it yourself. It all happens in the first encounter, in that exact moment, when the elegance of lightness takes over and the magic begins; when its metal structure accompanies its light source, at an angle between 90° and 180°, and a white glass generously diffuses the light among its transparent cables and the grandeur of its complex composition. A product to try out first hand.

Designer: **Sergio Prandina**



**Chan BT9+AT3+T1**

Versione LED con tredici punti luce e struttura ottone
LED version with thirteen light spots and brass structure

Chan BR9+AR3+R1

Versione con tredici punti luce con
lampadina G4 e struttura ottone
Version with thirteen light spots with
G4 bulb and brass structure





La maestosità di Chan è fatta di pochi e semplici elementi chiave che messi insieme danno luogo ad una perfetta armonia. Un accostamento di linee e volumi delicati che sorregge una costellazione di piccoli diffusori di vetro dalla forma tondeggiante o tubolare.

The grandeur of Chan is made of few and simple key elements that when put all together give rise to a perfect armony. A combination of lines and delicate volumes that hangs a constellation of little rounded or tubular glass diffusers.

Chan BT9+AT3+T1

Versione LED con tredici punti luce e struttura bianco opaco
LED version with thirteen light spots and matt white structure

**Chan AR6+AR3+R1**

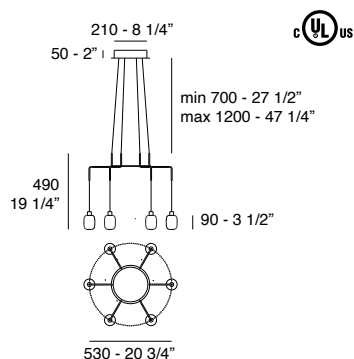
Versione con dieci
punti luce con
lampadina G4 e
struttura ottone
Version with ten light
spots with G4 bulb
and brass structure

**Chan AR6+AR3+R1**

Versione con dieci punti luce con
lampadina G4 e struttura ottone
Version with ten light spots with
G4 bulb and brass structure



Chan | Dati tecnici | Technical data

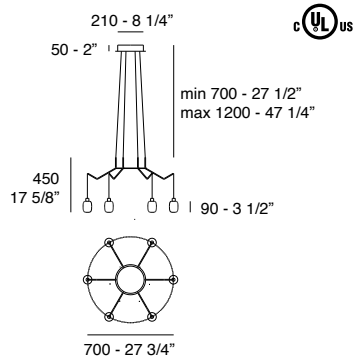
**Chan AR6**

HSGT G4 6x20W Max - IP20 - Dimmable

Structure: White painted - Brass galvanized steel**Diffuser:** Glossy white glass**Structure**

White

Brass

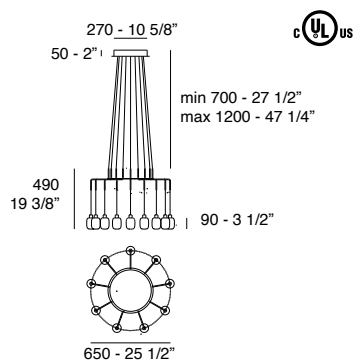
**Chan BR6**

HSGT G4 6x20W Max - IP20 - Dimmable

Structure: White painted - Brass galvanized steel**Diffuser:** Glossy white glass**Structure**

White

Brass

**Chan AR9**

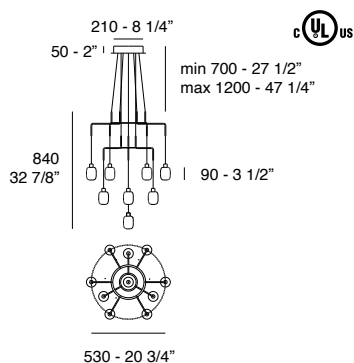
HSGT G4 9x20W Max - IP20 - Dimmable

Structure: White painted - Brass galvanized steel**Diffuser:** Glossy white glass**Structure**

White

Brass

Chan | Dati tecnici | Technical data

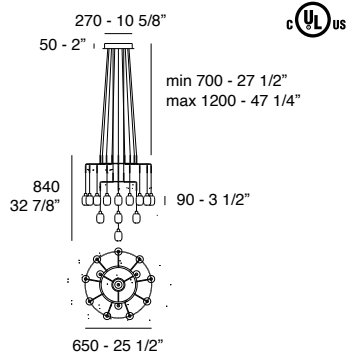
**Chan AR6+AR3+R1**

Max 10x20W Type T-3 G4 - IP20 - Dimmable

Structure: White painted - Brass galvanized steel**Diffuser:** Glossy white glass**Structure**

White

Brass

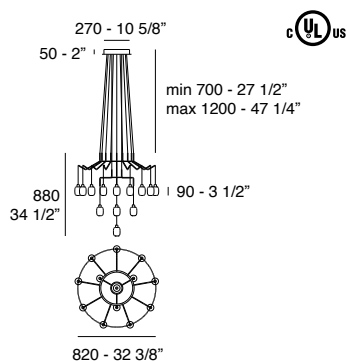
**Chan AR9+AR3+R1**

Max 13x20W Type T-3 G4 - IP20 - Dimmable

Structure: White painted - Brass galvanized steel**Diffuser:** Glossy white glass**Structure**

White

Brass

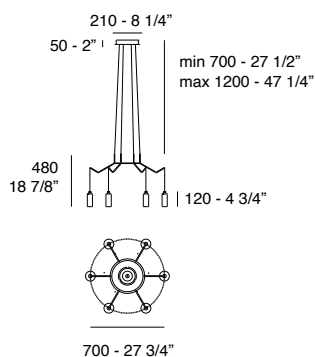
**Chan BR9+AR3+R1**

Max 13x20W Type T-3 G4 - IP20 - Dimmable

Structure: White painted - Brass galvanized steel**Diffuser:** Glossy white glass**Structure**

White

Brass



Chan BT6

LED 6x4,2W - 2700 K (1800lm) - IP20 - Dimmable

Structure: White painted - Brass galvanized steel

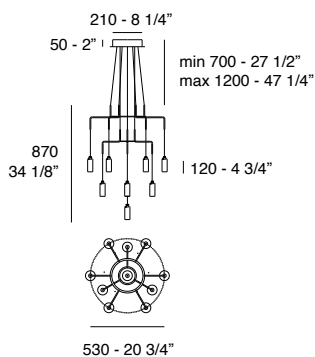
Diffuser: Glossy white glass

Structure



White

Brass



Chan AT6+AT3+T1

LED 10x4,2W - 2700 K (3000lm) - IP20 - Dimmable

Structure: White painted - Brass galvanized steel

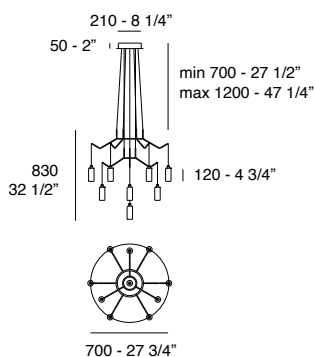
Diffuser: Glossy white glass

Structure



White

Brass



Chan BT6+BT3+T1

LED 10x4,2W - 2700 K (3000lm) - IP20 - Dimmable

Structure: White painted - Brass galvanized steel

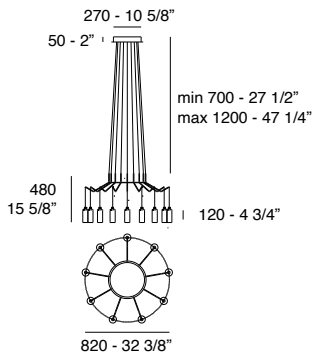
Diffuser: Glossy white glass

Structure



White

Brass

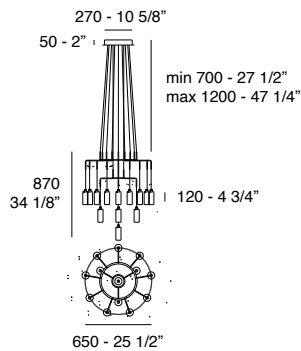
**Chan BT9**

LED 9x4,2W - 2700 K (2700lm) - IP20 - Dimmable

Structure: White painted - Brass galvanized steel**Diffuser:** Glossy white glass**Structure**

White

Brass

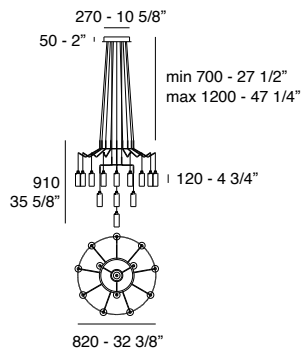
**Chan AT9+AT3+T1**

LED 13x4,2W - 2700 K (3900lm) - IP20 - Dimmable

Structure: White painted - Brass galvanized steel**Diffuser:** Glossy white glass**Structure**

White

Brass

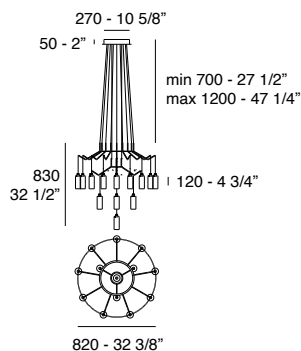
**Chan BT9+AT3+T1**

LED 13x4,2W - 2700 K (3900lm) - IP20 - Dimmable

Structure: White painted - Brass galvanized steel**Diffuser:** Glossy white glass**Structure**

White

Brass

**Chan BT9+BT3+T1**

LED 13x4,2W - 2700 K (3900lm) - IP20 - Dimmable

Structure: White painted - Brass galvanized steel**Diffuser:** Glossy white glass**Structure**

White

Brass

